

**VILASRAO DESHMUKH GOVERNMENT MEDICAL COLLEGE, LATUR  
PRE & PARACLINICAL DEPARTMENTS**

- Name of the Department: ANATOMY
- Details of faculty: (Teaching Staff)

Sr No	Name of the faculty	Designation
1	Dr. Mangesh Santram Selukar	Professor & H O D
2	Dr. Santoshkumar Ankushrao Dope	Associate Professor
3	Dr. Vaishali Bhagwantrao Bhagwat	Associate Professor
4	Dr. Asmita Sachin Jadhav	Associate Professor
5	Dr. Uddhav Wamanrao Mane	Assistant Professor
6	Dr. Vrushali Vijay Maindarkar	Assistant Professor
7	Dr. Megha Bapusaheb Saknure	Assistant Professor
8	Dr. Ashwini R. Anwikar	JR II
9	Dr. Sanket V. Yelale	JR I
10	Dr. Dhanshree D. Deshmukh	Tutor
11	Dr. Ankita S. Manore	Tutor

- Details of Non Teaching Staff:

Sr No	Name of the staff Member	Designation
1	Mr. Madhav J. Lahane	Laboratory Technician
2	Mr. Pravin J. Lende	Laboratory Assistant
3	Mr. Merajoddin S. Siddiqui	Liftman

➤ **Facilities provided by department:**

1. Department of Anatomy, VDGMC, Latur runs the following courses
  - MBBS-150 students
  - MD (Anatomy) – 2 students per year
  - Conducts teaching Phd (Anatomy)
  - Conducts teaching for BPMT & Nursing
2. Teaching programme for UG (undergraduate & Postgraduate) Students in the form of lectures, practical's, seminars, internal assignment, tutorials competitions as per MUHS guidelines & CBME guidelines given by NMC
3. Cosmetic Embalming and embalming for medical teaching purpose is done on regular basis.

➤ **Available Infrastructure:**

1. Lecture Hall with capacity of 180 students
2. LCD rooms – two each with capacity of 75 students
3. Seminar room with seating capacity 18 people
4. Department library with 240 books & journals
5. Dissection hall with capacity of 150 students well equipped with cadavers for dissection, cooling cabinets, embalming machine, Storage tanks & maceration tanks & preparation room.

6. Histology practical Hall with capacity of 65 students equipped with Microscopes & Slides sets, charts, diagrams and preparation room.
7. Gross anatomy museum – Mounted Specimens.
8. Embryology museum with models, radiology museum with X-ray viewing boxes & x-rays.
9. Research laboratory well equipped with all the instruments and chemicals required for histotechniques and slide preparation dissertation work of PG students.

➤ **Details of any CME Programs, conferences and / or any academic activity conducted by department**

- Conducted cadaveric oath, Dean's address for 1<sup>st</sup> year MBBS students.
- Conducted Rangoli competition covering various topics in Gross anatomy, Embryology and Histology.
- Conducted workshop with OBGY,
- Conducted workshop with ENT – Temporal bone dissection.
- Organ Exhibition for students of various schools

➤ **Details of any awards and achievement received by the faculties or students**

- Dr. Mangesh S. Selukar is working as an editor for two international Journals.
- Dr. Vaishali V. Bhagwat is working as a member of peer reviewer board for 3 journals

students by introducing innovative methods of teaching according to the CBME


➤ **Future plans**

Aiming towards introducing

1. Virtual Dissection table Anatomage
2. Equipping lecture halls with smart board and audio visuals aids
3. Developing bone bank for students
4. Body donation awareness campaigns

➤ **Any other departmental information**

Department is striving hard to update the teaching system for the betterment of students by introducing innovative methods of teaching according to the CBME curriculum and as per NMC guidelines.



Signature and Stamp of HOD

**Professor & HOD**  
**Department of Anatomy**  
**Vilasrao Deshmukh**  
**Government Medical College, Latur**

## Faculty Information

Name : Dr. Mangesh S. Selukar

Designation : Professor & HOD

Qualification: MBBS,MS Anatomy

Total number of Publications : 14

National - 06

International- 08



Name :Dr. Santoshkumar A. Dope

Designation : Associate Professor

Qualification: MBBS,MS Anatomy

Total number of Publications : 37

National - 25

International-12



Name : Dr. Vaishali V. Bhagwat

Designation : Associate Professor

Qualification: MBBS, MS Anatomy

Total number of Publications : 11

National - 09

International- 02



Name : Dr. Asmita S. Jadhav

Designation : Associate Professor

Qualification: MBBS, MD Anatomy

Total number of Publications : 08

National - 06

International- 02



Name : Dr. Uddhav W. Mane  
Designation : Assistant Professor  
Qualification: MBBS, MD Anatomy  
Total number of Publications : 13  
National - 03  
International - 10



Name : Dr. Vrushali V. Maindarkar  
Designation : Assistant Professor  
Qualification: MBBS, MD Anatomy  
Total number of Publications : 04  
National - 01  
International- 03



Name : Dr. Megha B. Saknure  
Designation : Assistant Professor  
Qualification: MBBS, MD Anatomy  
Total number of Publications : 03  
National - 02  
International – 01




➤ Updated photo Gallery of the department  
Professor & HOD



## Departmental Office



# Departmental Library



# Histology Laboratory







# Embryology & Radiology Museum



# Gross Anatomy



## LCD Room - 1




## LCD Room - 2



# Lecture Hall



# Seminar Room



# Research Laboratory



# Dissection Hall

